

OFFROAD Dump trailer TP22



Convincing arguments for on-road and off-road.

Schwarzmüller's dump trailer warrant maximum stability and safety – even on extreme ground at minimum towing forces. TP22 is your perfect partner when it comes to extremely tough road, on-site or quarry conditions.

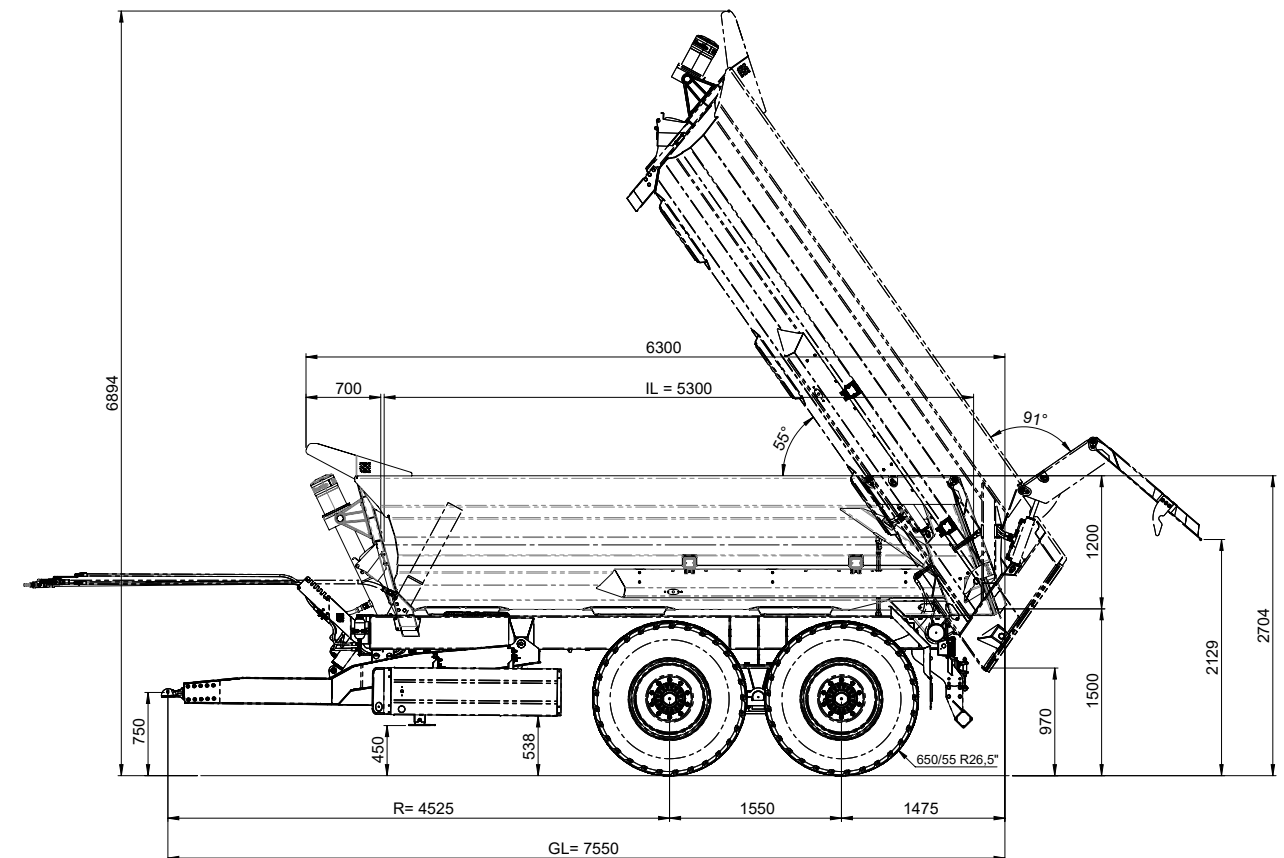


The Schwarzmüller dump trailer TP22 excels in reliable strength under heavy loads in off-road transport. Decades of commercial vehicle experience are the mother of design invention and a promise of high-quality features: A wide and deep dump trailer made of abrasion-resistant sheet metal (HB 450) with a front-mounted press tipping mechanism and hydraulic rear pendulum

wall including a hydraulically dampened draw-bar plus hydraulic support leg will meet strictest requirements.

Its default equipment includes a swing axle unit with 650 mm wide wheels ensure a perfect grip on roads and outstanding off-road performance. The vehicles are fit for a wide range of applications and

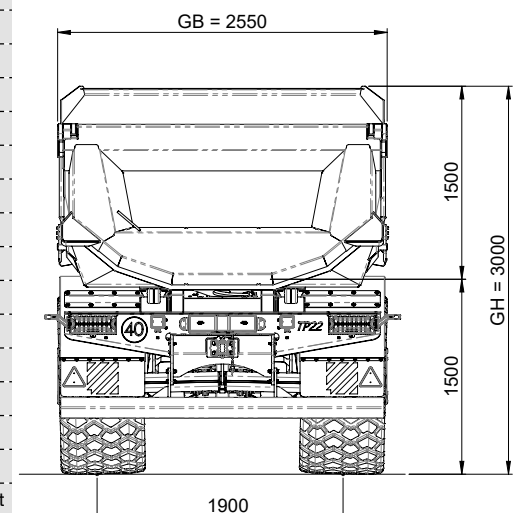
Technical details



Information:

Fitments	TP 22
Tipper body material	HB 450
m3 DIN (approx.)	13.5
m3 SAE (approx.)	18
Floor/walls	6 mm / 6 mm
Tipper dimensions (LxWxH)	5,300 mm x 2,330 mm x 1,200 mm
Hydraulic actuation	1 front cylinder
Oil volume	39 l
Tipping angle	55°
Frame strength	30 t
Chassis (static)	BPW swing axle unit, 24 t (30 t)
Brake	Pneumatic dual-circuit brake with ALB controller
Tyres	650/55 R26,5"
Drawbar K80	V-type skeleton frame
Support Load (techn.)	4 t (8 t)
Drawbar suspension	hydraulic
Road permit up to 40 km/h (techn.)	22 t (24 t)
Tare weight +/- DIN tol.	5,900 kg or higher
Payload depends on tare weight	16,100 kg
Paintwork	2-layer zinc phosphate primer, 2-component acrylic paint

We reserve the right for technical modifications. All values are approx. values.



Standard equipment.

The Schwarzmüller tipping troughs exceed the standards for robustness, stability and economy in the standard version as well. Even with the basic equipment, they offer numerous solutions that guarantee these vehicles superior performance in everyday life. The symbols show which equipment details support which functions.


KEY

- Sturdiness
- Stability
- Driver safety
- Added value
- Tipping trough



1 Torsion sheet

A proven and sophisticated solution ensuring perfect stability in the rear end area throughout the entire tipping process.



2 Frame of parallel profiled steel pipes

This special frame design of large profiled steel pipes is the main supporting element. Crossbars provide extra stability throughout the entire tipping process.




3 One-part tipper shaft

The tipper shaft is not only welded on the side but all the way along. What you get is enhanced stability while tipping.



4 Swing axle unit / wheels

BPW's 30 t heavy-duty swing axle unit with bilateral axle load compensation plus its 650/55 R26.5" tyres ensure a perfect grip on roads and outstanding off-road performance.



5 Hydraulic drawbar suspension

The V-shaped drawbar is designed for up to 4 t of load and is equipped with a convenient hydraulic damping mechanism. It absorbs every impact and yields a comfortable driving response.



6 Hose duct

To ensure a perfect connection to the tractor, all connecting lines are protected in a hose duct.



7 All LED lamps

All light is produced by LEDs in vehicle lamps that are mounted in protected places and support multi-volt operation (12/24V).


Optional equipment.

The high-quality Schwarzmüller tipping troughs can be adapted to individual customer specifications if required. These include in particular special vehicle solutions for industry and mining.

KEY


- Sturdiness
- Stability
- Driver safety
- Added value
- Tipping trough

The symbols indicate which equipment detail supports which property.



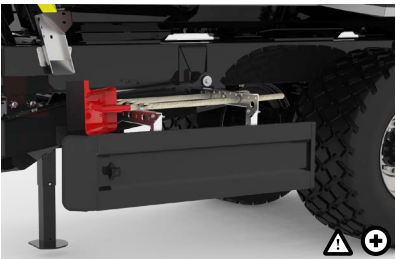
A Protected tail lamps:

The LED tail lamps are mounted in a protected place. Their removable wire mesh guard enhances the safety of every service use (wire mesh guards not permitted on public roads).




B Rock tipper

The heavy-duty rock tipper made of 100% abrasion-resistant steel (HB450) with 8 mm floor and 6 mm side walls will help you handle even the toughest jobs.



C Side impact protection

Side impact protection gives you extra safety in road traffic (compulsory in many countries).



D Tool holder

The side impact protection provides a convenient place for keeping a shovel, broom and scraper.



E Toolbox

Plastic toolbox for extra stowing volume



F Central lubrication unit

The central lubrication unit provides the entire vehicle with the required lubrication.



G Lighting package

2 reversing lamps and 4 lateral working lamps for good all-round visibility.

Schwarz Müller Group

Hanzing 11 · 4785 Freinberg · Austria

Phone: +43 7713 800-0

office@schwarzmueller.com

www.schwarzmueller.com

SCHWARZMÜLLER

Art. no. 213152