

# 3-axle lightweight platform semitrailer - coil - inclined loader



## Produktvorteile und Optionals

- Hydraulic diagonal loading for transporting large format plates with up to 3,300 mm width
- Electrohydraulic pump unit for manual operation of diagonal loading on semitrailer
- Sliding cover, hydraulically foldable against inside of front wall for open plate transports
- Coil recess with useful length of 8,000 mm (split into 3 segments ) for coil diameters from 900 to max. 2,100 mm
- Hydraulic control unit for diagonal loading system
- Stacker-bearing recess cover made from 40 mm resin-coated plywood with tubular trusses
- Reinforced frame construction for coil transports of 27 t at centre of gravity across minimum 2,000 mm load length
- Special system for transporting round plates
- Sliding cover can be raised approx. 30° at the front for loading/unloading large format plates
- Suitable for TIR customs sealing
- Installation of axles from well-known manufacturers such as SAF or BPW

# Fahrzeugdetails

## TYPE DESIGNATION

3-AXLE LIGHTWEIGHT PLATFORM SEMITRAILER - COIL - INCLINED LOADER

---

## DIMENSIONS

Internal platform length: approx. 13,620 mm

Internal platform width: approx. 2,480 mm

Load space internal height: approx. 2,700 mm

Lateral loading height: approx. 2,640 mm

Rear loading height: approx. 2,700 mm

Loading height: approx. 140 mm over fifth-wheel height

---

## FRAME

Welded steel frame construction - lightweight design

Reinforced for point loading = coil transport (27 t at centre of gravity across min. 2,000 mm length)

Frame for unladen fifth-wheel height of 1,120 - 1,220 mm

Replaceable 2" kingpin (EC installation dimension, width across corners: 2,040 mm)

23 pairs of recessed 2.5 t lashing points according to UVV, plus

6 pairs of 4 t lashing points in recess area on external frame

---

## CHASSIS

Air suspension with lifting and lowering device (approx. +120/-80 mm)

Automatic adjustment of driving level from 15 km/h

Air suspension unit with low-maintenance disc brake axles, ø 430 mm, 3 x 9 t rigid, wheelbase 2 x 1,310 mm

Autom. lifting front axle = raised or lowered according to weight (with the lifting axle raised, the loading height or total height increases by approx. 50 mm)

When the 1st axle is raised, the vehicle does not follow the legal turning circle

Tyres :

6 x 385/55 R 22.5 160J, manufacturer as per factory specifications

6 steel wheel rims 11.75 x 22.5, 10-hole, 120 mm rim offset, silver

---

## **SUPPORT FIXTURES**

Mechan. 2 x 12 t support jacks, single-sided operation and thrust compensation

---

## **BRAKE SYSTEM**

Brake system according to EC Directive 71/320 or ECE R13

EBS - electronic brake system

Wabco 2S2M = one axle sensed

RSS - stability program

Spring-loaded parking brake on 2 axles

Aluminium air tank

---

## **FLOOR**

Resin-coated plywood floor, 27 + 12 mm or 30 + 12 mm, flush with external frame

(floor load capacity: 5,460 kg stacker axle load acc. to CSC)

## **SIDE WALLS**

Fixed aluminium hollow profile front wall, 2,000 mm, with 2 centre supports,

2 lashing rings inside for load securing

Inside of front wall reinforced with aluminium chequer plate, 3/5 mm, up to a height of 600 mm

4-part aluminium hollow profile side walls, 600/25 mm, with vertical and horizontal rubber seal, incl. 2 bracket recesses, spacing of bracket rows approx. 280 mm, lower row with standard tarpaulin brackets, max. 200 mm spacing, customs-compliant, upper row with standard tarpaulin brackets, max. 200 mm spacing, not customs-compliant in this case, foldable with Kinnegrip single locking

Foldable aluminium hollow profile rear wall, 600 mm high, with vertical and horizontal rubber seal, incl. 2 bracket recesses, tarpaulin brackets and spacing as for side walls, foldable with Kinnegrip single locking

---

## **POSTS/COVER/TARPAULIN**

Integrated extended lever locks, Kinnegrip system K20 with single locking

2 front corner posts, bolted, protruding from sides, in roof height

6 foldable Kinnegrip centre posts, split

2 rear Kinnegrip corner posts, foldable, side-mounted

5 rows of softwood slot-in slats, 100/27 mm, in pockets, spacing:

1 x 400 mm, then 200 mm

Edscha sliding tarpaulin frame, forward-sliding = pushed together

in loading area, without inclination, design height 95 mm, guide rail at front with extra division with spline end

Collapsed Edscha cover, hydraulically foldable against inside of front wall, folding down only possible in lowest cover position,

operation via pump unit on trailer (hydraulic cylinder and support protrude into loading area at the top when loading from the side)

Roof rack supports suitable for adjustable cover with unladen total height of 4,300 mm with bore holes and linchpins

---

## **ELECTRICAL EQUIPMENT**

24 V lighting system according to EC Directive 76/756/EWG

2 seven-chamber tail lights in underride protection

LED side marker lights

2 clearance lamps

2 contour lights on underride protection

2 x 7-pin and 1 x 15-pin socket

1 rear 2-pin socket in underride protection

---

## **PAINTWORK**

Blasted with steel granulate, treated with zinc dust primer and spray painted with 2-component acrylic paints for commercial vehicles

---

## **ACCESSORIES**

Rear markings as per ECE standards

---

## **ATTACHMENTS**

Rear crash guard with corner post protection

Wheel chock(s) as per regulations

Single wheel plastic mudguards with spray protection as per regulations

Aluminium underride protection, coated white

Side impact protection made from aluminium profiles as per regulations

1 spare wheel bracket for 1 spare wheel (rear right)

1 plastic toolbox, lockable, unpainted, on left after axle

---

## **CONTOUR MARKINGS**

Reflective contour marking strips across entire length of sides and all-round contour marking at rear (white on sides and red at rear by default), according to ECE 48

---

## **INCLINED LOADING SYSTEM**

Special configuration with hydraulic inclined loading for transporting

large format plates. Loading and unloading of plates even in horizontal position, i.e. raising with full load weight = 4 recessed transverse

tubular supports in floor, extendible, with hydraulic 4-stage lifting cylinder (individual actuation of each hydraulic cylinder), sealed from below with brush seal (splash water protection), with additional tubular safety supports and connecting rods

In each case 5 round pipe bushings at bottom + slot-in retainers made from 50 mm round steel, approx. 300 mm high

Plus one slot-in, height-adjustable tubular post at both front and rear

with diagonal support in neck area and at rear

Electrohydraulic operation with pump unit incl. separate steel plate oil tank,

2-battery power supply incl. storage box on trailer and charging cable up to front of trailer

Battery switch on equipment bracket at front, mounted on right in direction in travel

## **COIL RECESS**

Useful length: approx. 8,000 mm - special version for coil ø of 900 to max. 2,100 mm, 2 divisions in area of diagonal load beams,

with stacker-bearing cover made from 40 mm resin-coated plywood with tubular supports

5 pairs of racks = 1 x front, 1 x approx. 1,840 mm (before centre of gravity), 1 x 2,520 mm, 1 x 3,680 mm, 1 x 5,330 mm

incl. 2 pairs of tubular safety supports, 90 x 90 x 4 mm, useful height: approx. 1,700 mm

---



## Impressionen



3-axle lightweight platform semitrailer - coil - inclined loader




Hydraulic inclined loading device to transport large-format sheet metal up to 3,300 mm wide






Load area with retracted inclined loading device



Recessed tubular supports, extendible with hydraulic 4-step lifting cylinder




Electrohydraulic pump unit for independent operation of the inclined loading device on the semitrailer



Hydraulic control unit for inclined loading system





Coil recess with useful length of approx. 8,000 mm (split into 3 segments) - for coil diameters of between 900 and a max. of 2,100 mm



Sliding cover, hydraulically foldable against inside of front wall for open plate transports

